

HOW TO NAVIGATE

TO TURN THE PAGES

Touch/Click the arrows on either side of the brochure

TABLE OF CONTENTS

Touch/Click the Table of Contents Button in the top navigation bar of the screen to advance to specific areas of interest

VIDEO COMPONENTS

To play video embedded within the brochure a live internet connection is required



EFFICIENT BY DESIGN.

HUGE CAPABILITY, AND ENGINEERED FOR IMPRESSIVELY LOW COST OF OPERATION. Ram ProMaster®. A versatile yet supremely comfortable commercial vehicle that focuses on one of the best advantages for business today: low cost of ownership.



Equipped with a wealth of top-tier features, ProMaster Cargo Van invites countless uplift possibilities, supplying **best-in-class*** **standard cargo height**, **best-in-class*** **maximum cargo width**, **best-in-class*** **width between the wheel wells** and **best-in-class*** **turning diameter**—due in part from the **class-exclusive*** **front-wheel drive**. The final touches are your choices for power. The Pentastar® V6 shines with **best-in-class*** **standard V6 horsepower: 280 hp** backed with 260 lb-ft of torque. If diesel is the preferred fuel, the available 3.0-liter EcoDiesel I-4 delivers 239 lb-ft of torque and is clean, economical, efficient and robust.

Here's what totally works: four distinctive models, three wheelbase lengths, two roof heights and a variety of body lengths that include extended body versions. Available Cargo Van payload capacity reaches up to 4,430 lb and towing achieves up to 5,100 lb* across the board. This is the one name that can literally do it all. For more, visit us at: RAMTRUCKS.COM/PROMASTER

LEARN MORE
RAMTRUCKS.COM



BUILD & PRICE



FIND A DEALER

RAM PROMASTER® LINEUP. From left to right: ProMaster 8600 Cargo Van with High Roof, ProMaster 3500 Outway with aftermarket Utility Box Uplift, ProMaster 3500 Chassis Cab with aftermarket Cube Box Uplift, ProMaster 1500 Cargo Van with Standard Roof.

*A wide array of ratings, an extensive load distribution can be found on the truck's placard. Always properly equipped.

DRIVEN TO LOWER THE COST OF OWNERSHIP.



RAM PROMASTER® DELIVERS WHAT YOU NEED. While you're counting assets, count on exceptional quality with engineering focused on reducing cost of operation. Factors that substantiate the built-in efficiency of ProMaster encompass literally every area from powertrains to front-wheel-drive engineering. Standard maintenance—like oil change intervals—are wallet-friendly; up to 18,500 miles between changes with the available 3.0L EcoDiesel I-4 and its class-exclusive¹ Dual Active Drive 6-speed clutchless manual transmission. The final touch? This powertrain delivers some of the best coverage in the business, an unsurpassed 5-Year/100,000-Mile Diesel Powertrain Limited Warranty.² For more, visit us at RAMTRUCKS.COM/PROMASTER

ProMaster secure at cargo.

4,430 LB OF PAYLOAD STRENGTH. WE'RE READY TO SERVE.



LEARN MORE
RAMTRUCKS.COM

CARGO VAN PAYLOADS

	CARGO VAN*						WINDOWED VAN*	
	1500			2500			2500	3500
	118" WB	136" WB	154" WB	136" WB	154" WB	154" WB	154" WB, EXT.	154" WB, EXT.
STANDARD ROOF	3,990	3,890	3,770	4,130	4,020	4,430	4,340	4,290
HIGH ROOF	—	3,620	3,470	3,840	3,700	4,120	4,020	3,970
MAX PAYLOAD GAS ENGINE	—	—	—	—	—	—	—	—
MAX PAYLOAD DIESEL ENGINE	—	—	—	—	—	—	—	—

*Net payload based on body model, GVWR class. Specifications subject to change. See dealer for most up-to-date information. WB = wheelbase.

CHASSIS CAB PAYLOADS

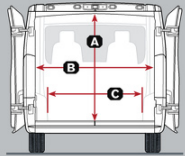
	CHASSIS CAB¹			CUTAWAY¹		
	3500			3500		
	136" WB	154" WB	154" WB, EXTENDED	136" WB	154" WB	154" WB, EXTENDED
STANDARD ROOF	5,130	5,130	5,100	5,100	5,200	5,150
HIGH ROOF	—	—	—	—	—	—
MAX PAYLOAD GAS ENGINE	5,130	5,130	5,100	5,100	5,200	5,150

¹Net payload based on body model, GVWR class. Specifications subject to change. See dealer for most up-to-date information. WB = wheelbase. CA = cut-in axle.

Properly secure all cargo.

BY ANY MEASURE, THIS MUCH CAPABILITY TOTALLY RULES.

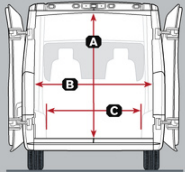
STANDARD ROOF



A INTERIOR HEIGHT*	65.4"
B WIDTH AT SIDE PANEL*	75.6"
C WIDTH AT WHEEL WELL*	55.8"
LOAD FLOOR HEIGHT*	21.0"
CARGO AREA* (MAX. CUBIC FEET)	303.7

*Meets SAE J1100 requirements.

HIGH ROOF



A INTERIOR HEIGHT	76.0"
B WIDTH AT SIDE PANEL*	75.6"
C WIDTH AT WHEEL WELL*	55.8"
LOAD FLOOR HEIGHT*	21.0"
CARGO AREA* (MAX. CUBIC FEET)	462.8

*Meets SAE J1100 requirements.



BEST-IN-CLASS WHERE IT COUNTS THE MOST.

Ram ProMaster® Cargo Van stands out by delivering the top-tier capability demanded by a wide variety of commercial segments. Whether you're using this capacious space for deliveries or a mobile workshop, the **best-in-class* standard cargo height** assures total convenience. Opt for the available High Roof, and tall workers up to 6'3" can easily stand without stooping.

No matter what your business is, this space serves all equally. It's because we rigorously adhere to SAE J1100 protocols that compel manufacturers to measure volume and width from each wheel well inside the cargo area. This mandate is win-win all around, thanks to two more ruling features—**best-in-class* maximum cargo width** and **best-in-class* cargo width between the wheel wells**. Custom shelving can extend from inside wall to wheel-well lip, those generous cubic-foot volumes stay virtually the same.

Hauling capability and towing excellence derive from outstanding powertrains. The 3.6L Pentastar® V6 delivers **best-in-class* standard V6 horsepower**—exactly what's needed for confident acceleration and hauling. No matter which powertrain you choose, road manners and maneuvering—especially in smaller spaces in cities and suburbs—are assured. In fact, the 119-inch wheelbase Ram ProMaster® models all give you a very street-friendly **best-in-class* turning diameter**.

*Properly secure all cargo.

TRANSFORM YOUR VAN INTO THE IDEAL TOOLBOX.



ProMaster secure all cargo.



THE CAVERNOUS INTERIOR OF CARGO VAN reflects an intelligently designed space you'll make better through a wide variety of upfits and options. Why does Ram ProMaster® Cargo Van work so well? Multiple reasons. Dash-to-front-axle lengths are kept short to maximize interior volume. Side walls flit with a practical 90 degrees, enabling easy shelf installation. Side doors (up to 49.2 inches wide) and rear doors (61.5 inches wide; up to 70.5 inches high; and opening to 260 degrees) are huge; both accommodate standard-size pallets. Three wheelbases and four workable lengths (that max out with the extended version reaching 250.5 inches) supply abundant space and a work-ready floor length. Finally, factor in two roof heights, depending on model: the Standard Roof with a 65.4-inch interior height, or the available High Roof, offering 76-inch floor-to-ceiling convenience, and which is standard on all ProMaster Windowed Van models.



BEST-IN-CLASS ASSETS ABOUND. Van models feature the **lowest load floor height in the class**—it's an easy-in 21 inches, with a **best-in-class** cargo width between the wheel wells and a **best-in-class** turning diameter on 118-inch wheelbase models, it's a street-friendly 36.3 feet. Maneuverability and handling are exemplary. Front-wheel-drive engineering pays off by lowering the platform and eliminating the characteristic "hump" so typical of rear-wheel-drive vehicles. Loading is easy from the get-go, and the worker-friendly low step-in height dispenses with the need for an intermediate step.

AN OPEN-AND-SHUT CASE FOR PARTITIONS. This comprehensive urban package offers surprisingly large options, starting with available partitions for the interior of Cargo Van. The standard layout gives you unimpeded access to the rear from the front compartment. For the many business and industrial purposes where greater privacy or security is needed, we've engineered two solutions. Both the solid partition and the partition with sliding window are constructed of steel, and both fit flush with the flat floor, the side panel and the roof interfaces. The rear-facing side is painted White, while the cab side of the wall is covered with sound-deadening material to provide a comfortable front cabin. It's a working combination of aesthetics and functional purpose.



ProMaster secure all cargo.



CHASSIS CAB/CUTAWAY. WHERE VERSATILITY IS KEY.



LEARN MORE
RAMTRUCKS.COM



THESE TOUGH RAM PROMASTER® MODELS BUILD ON LONG-ESTABLISHED STRENGTHS. The wind-tunnel-tested aerodynamic exterior is sculpted art, but the chassis that supports it is industrial-grade from the get-go. Even better: new for 2017, Ram ProMaster Chassis Cab/Cutaway models is a wider and beefier rear axle that has real-world advantages: it helps enable a robust GCWR that offers remarkable capability.

Here's where functionality works hand-in-hand with comfort and versatility. Start with a super-low frame height that's a mere 24.4 inches from the ground; it enables easy access without a step and invites minimal-angle ramp attachments—design parameters that offer nearly unlimited uplift potential. Built to the specifications of the 3500 weight class, these powerhouses come in 136- and 159-inch wheelbases, and feature a maximum 244-inch overall length. Chassis Cab and Cutaway models are rated at 9,350-lb GVWR, with towing up to 5,100 lb* across the board. Payload varies by wheelbase, but maxes out at a no-nonsense 5,200 lbs. Standard suspension is a premium heavy-duty design that features a MacPherson strut front unit; it is a specifically designed suspension that includes a rear heavy-duty stabilizer bar, making Ram ProMaster an ideal choice for a custom camper, Upside? From vocation to vacation, Ram ProMaster is ready to take it all on. Get more at ramtrucks.com/promaster.

*When properly equipped. Shown with aftermarket uplift.



Illustrated to show Cutaway



Always store 8' cargo.



ON COURSE FOR THE PERFECT DRIVE. EVERY TIME.

YOU VALUE COMFORT, VERSATILITY AND ROOMINESS. WELL, JOIN THE CLUB. Your municipality, business, church or family needs a roomy shuttle. Rest assured, you've come to the right place: Windowed Van. Engineered only for the 2500 and 3500 weight classes, with bodies built only on the expansive 159-inch wheelbase with the convenience of a High Roof, this Ram ProMaster® can deliver generous seating with ample cargo room. Require a Special Needs uplift? Count on the built-in flexibility to customize the interior. Looking to power ancillary devices required by ambulances, on-the-go medical clinics and Automobility uses? The available Auxiliary Power Connector is the answer. You've got the drive to employ the best. Ram ProMaster Windowed Van is the way to go.

A Available **PARKVIEW® REAR BACK-UP CAMERA** is high-mounted for optimal views. Automatically engaging in Reverse, it displays the rear scene on the optional five-inch radio screen. The on-screen grid lines enhance the ease of backing up, while the view-reen with rear doors open helps boost the safety factor. Also available, the **PARKSENSE® REAR PARK ASSIST SYSTEM** is activated by engaging Reverse. It operates below 20 mph, using audible warnings to alert the driver of obstacles to the rear.

B **TOP-LEVEL CARGO MANAGEMENT.** Cargo Vans offer roof strength to handle up to 330 lb, with six roof rail mounts (three per side).

C Utilizing **HIGH-PERFORMANCE BREMBO® BRAKES**, Ram ProMaster® features a **FOUR-CHANNEL ANTILOCK BRAKE SYSTEM (ABS)** that features independent control and monitoring of each wheel. Our advanced version of the Electronic Stability Control (ESC) System (standard on all models) integrates ABS with a variety of full-function Air-Spide Traction Control technologies. ESC helps maintain control under common adverse conditions—like wet, icy or snow-covered roads and during tight turns and evasive maneuvers. Our ESC System is comprehensive, with a Brake-Lock Differential, Brake Assist, Hill Start Assist, Engine Drag Control, Trailer Sway Control and Electronic Roll Mitigation.

D **CARGO TIE-DOWNS.** Cargo Van models feature up to ten in-floor D-rings to help secure interior cargo, with up to 17 total side and floor tie-downs available.

E The class-exclusive front-wheel drive lets us employ an ingenious rear suspension: a light yet robust beam axle/leaf spring design that's equally as tough as those found on rear-wheel-drive vehicles. Engineering that dispenses with the bothersome "hump" inherent in rear-wheel-drive vehicles gives you a hard floor that's a **BEST-IN-CLASS' LOWEST LOAD FLOOR HEIGHT OF 21 INCHES.**

F **SOLID BACKBONE** is a designed-in advantage to the body-frame integral (unit-body) engineering. The chassis for each Ram ProMaster model is mass-optimized and tuned for ideal performance. It utilizes a strong integrated frame structure with strategically boxed frame components and multiple crossrails and longitudinal rails—all crucially welded together.

G Depending on wheelbase length, we use up to **EIGHT STRUCTURAL CROSSMEMBERS**, giving Ram ProMaster the ladder-frame integrity that ensures proper stiffness and long-term durability.

H **CLASS-EXCLUSIVE' FRONT-WHEEL DRIVE (FWD).** See full story below to the right.

I **RACK AND PINION STEERING.** Our hydraulic-assist system uses a premium steering gear, engineered and tuned to meet long-term service. Curb-to-curb turning—even on longer wheelbase models—is impressive. The telescoping steering column is standard.

J **FRONT CRUMPLE ZONES** are engineered to absorb energy. Our goal is to create a vehicle applauded for its Safety and Security features. Ram ProMaster models were subjected to some of the most extensive crash and safety testing in the history of the company.

WHEN IT COMES TO PUNISHMENT, IT'S BEEN THERE ... AND BACK. In a vehicle as sophisticated as Ram ProMaster, durability and reliability are paramount. Our focus on quality was achieved through pre- and post-production testing in conditions that ranged from the arctic-like -40°F roads of northern Sweden to the scorching 125°F heat of Nevada deserts. No surprise: Ram ProMaster surpassed with flying colors. This tough commercial vehicle is designed to perform under ever-changing loads and widely varying climates.

[LEARN MORE
RAMTRUCKS.COM](#)



K In front, a **MACPHERSON STRUT** front suspension utilizes large, 62-mm twin-tube shock absorbers for solid support of cargo. This system is enhanced with GVW-tuned cast-iron control arms, which offer remarkable durability and superb ride, handling and road manners, even under heavy loads.



L **THREE PARTS, ONE SIMPLE DESIGN.** The modular three-piece rear and front ends allow higher positioning for the oversized headlamps and taillamps—a design that significantly helps reduce both time and expenses for service or needed repairs.

M **TOUGH EXTERIOR ARCHITECTURE** enables long-lasting conveniences on a daily time frame. On that modular front fascia, Ram ProMaster models employ handy step-in footholds that make access to the engine compartment simple; cleaning a windshield or changing a wiper blade is fast and secure. It's one more example of how this smart commercial design specifically makes life—and work—easier.



BEST-IN-CLASS' TURNING DIAMETER.

MANEUVERABILITY, ROAD MANNERS, HANDLING: THIS IS SO NOT YOUR FATHER'S VAN.

It was a mandate from the moment our designers sketched the first outline of Ram ProMaster: create industrial-grade commercial vehicles that will stand up to both professional critiques and the toughest tasks—and then give them unprecedented performance attributes. The upshot? Exemplary capability in limited spaces. By utilizing a premium steering gear that enhances drive quality and reliability, the engineering also helps contribute to a conveniently tight turning diameter—**best-in-class' 36.3 feet** on our 118-inch wheelbase models. Factor in those performance-grade Brembo brakes, and you've got behavior more typically associated with luxury sedans.

**36.3-FT
TURNING
DIAMETER**



**RAM
EXCLUSIVE**



COMPLETE ROAD CONTROL.

SMART ENGINEERING FOR THE CENTER LINE. AND YOUR BOTTOM LINE.

Ram ProMaster utilizes front-wheel-drive (FWD) engineering for good reasons: FWD has consistently proven itself, offering outstanding road manners in snow and on ice, and helping lower the step-in height—a real boost in convenience when loading and unloading. Created with every real-world strength you need to support your business, Ram ProMaster is the go-to commercial vehicle that combines nimble and agile maneuverability with total occupant comfort.



A CABIN THAT WORKS HARDER FOR YOU.

LEARN MORE
RAMTRUCKS.COM



GALLERY

SPACIOUS, SECURE AND WORKER-FRIENDLY. WELCOME TO AN OFFICE YOU CAN LIVE WITH. From the expansive solar-glass windshield to the pallet-friendly rear doors, this interior addresses the most valuable cargo: the driver and passengers. High-positioned seats (with optional two-passenger bench seat, swivel seats and driver suspension seat) offer outstanding outward visibility, with soft-touch materials for armrest surfaces. Instrumentation is ergonomic and intuitive, with a standard telescoping steering column and easy-to-access controls. Storage is abundant: look for oversized door pockets, triple cup holders below the center stack, glove boxes with upper instrument panel storage, and an available overhead shelf system so robust, the 2.5-liter area can hold 44 lb of materials. Given all the standard features backed with a long list of options, this is how you hold the highest office.

Properly secure all cargo.

IN THE FOREFRONT OF STATE-OF-THE-ART TECHNOLOGY.



Properly secure all cargo.

SEATING CONFIGURATIONS

BUCKET SEATS

Standard tubular-structured four-way bucket seats feature spring suspension and woven cloth. Available six-way adjustable seats in cloth or vinyl with manual lumbar support and heated seat surfaces.

DRIVER'S SUSPENSION BUCKET SEAT

The available premium driver's suspension seat adds a pneumatic suspension and a weight/size-conformity adjustment knob.



THREE-OCCUPANT SEATING

Here, the single driver's bucket seat is joined by an integrated two-person bench seat; in-cab capability is also enhanced: the middle seatback insert folds down to become a convenient writing surface.



SWIVEL SEATING

Need to access the rear compartment with ease? Available swivel bucket seats in long-wearing cloth are the answer, with 180° forward swivel range, 35° outboard swivel, 68° recliner and a continuous height adjuster.



WE KNOW. YOUR MOST VALUABLE CARGO might not be building materials, equipment or power tools. That's why we designed this cabin to be comprehensive, convenient and operator- and passenger-friendly. Built to meet the tough demands of the commercial sector, Ram ProMaster® takes its ergonomics and creature comforts seriously. The expansive windshield features solar-filter glass. Seats are high-positioned for superb outward visibility and driving comfort. Instrumentation is crisp and readable, with easy-to-access controls augmented with a vibrant LED-illuminated cluster with Driver Information Display.

Storage needs are critical, and in Ram ProMaster, storage is abundant, with multiple compartments in each door, huge in-door pockets, triple center-stack cup holders, an upper instrument panel bin, oversized and available lockable glove boxes ... and much more. You need your space. It's right here.

Electronics are the finishing touch. Standard on all models: AM/FM/MP3 audio system, with 2.5-amp fast-charging USB port and 12-volt power outlet. Also available are auxiliary switches to accommodate upfits and ancillary electronics. Telematics culminate in one of the best systems in the market: the multifaceted Uconnect® delivers key information and access to entertainment features, further separating 2017 Ram ProMaster from the pack.



OUR SMARTEST CALL WAS TO STUDY THE SMARTPHONE. Today's smartphones go far beyond merely making phone calls. Our colleagues at Uconnect applied the same concept to the radio. More than a receiver or MP3 player, Uconnect offers the onboard computing power that makes your ProMaster an Internet-accessible workstation.

The standard AM/FM/MP3 system does its job with outstanding fidelity. But business demands expanded capability and readily accessed information. You'll find it in the new **Uconnect 3.0**-and upwards. The available **Uconnect 5.0 system** includes a CD player, Bluetooth® technology and 5-inch color touchscreen. At the top, the recently improved **Uconnect 5.0 with Navigation** brings full-color clarity with exacting web-based, GPS Navigation to work. Available SiriusXM® Satellite Radio® includes a one-year trial subscription. Staying in touch is imperative. Welcome to the integrated world of Uconnect-telematics at their best.



STANDARD RADIO

- ▶ AM/FM stereo
- ▶ MP3 capability with auxiliary input
- ▶ Four-speaker sound system



Uconnect 3.0

- ▶ AM/FM stereo
- ▶ MP3 capability with auxiliary input
- ▶ Media hub with USB and auxiliary inputs
- ▶ Three-inch screen
- ▶ Four-speaker sound system
- ▶ Integrated Voice Command®
- ▶ Steering wheel-mounted audio controls



Uconnect 5.0

- ▶ AM/FM stereo with CD player
- ▶ MP3 capability with auxiliary input
- ▶ Integrated Voice Command®
- ▶ Steering wheel-mounted audio controls
- ▶ Five-inch color touchscreen
- ▶ Four-speaker sound system



Uconnect 5.0 with NAV

- ▶ All features of the Uconnect 5.0 system
- ▶ GPS Navigation
- ▶ Points-of-interest accessibility
- ▶ Turn-by-turn Navigation

TOTALLY CENTERED ON PROVIDING YOUR CUSTOM UPFIT.

THESE FINISHING TOUCHES COME STRAIGHT FROM THE SOURCE.

THE MOPAR® CUSTOM SHOP. For the ideal upfit that meets every specification you need, partner up with the right people. In this case, it's the team that designed Ram ProMaster®.

Facilitating your custom upfit is now faster, easier and more efficient than ever. The Mopar Custom Shop—located in the same neighborhood as the ProMaster manufacturing plant—is a one-stop shop with several solutions for your ProMaster fit needs. Utilizing accessories and features designed for your vehicle, the Mopar Custom Shop ensures made-to-order customization and delivers a ready-to-work vehicle. It's just plain smart. For more info, see your Ram dealer or visit MOPAR.COM



► **CUSTOM GRAPHICS** are available through Mopar in two customizable sizes to suit your business needs. Designed specifically for Ram ProMaster, these fade- and weather-resistant 3M™ vinyl treatments include an extra layer of laminate to protect the graphic and add greater protection for the vehicle. Available only at time of vehicle order. Ask your Ram dealer for more information or visit MOPAR.COM/CUSTOMGRAPHICS

► **Hitch Receiver, Molded Flat Splash Guards and Cargo Area Floor Covering**



*Check User Guide for hitch type, load capacity and heavy-duty equipment required. Do not exceed rated tow capacity of the vehicle as equipped. Trailer may require items not supplied by Mopar.



Shown with Side Window Deflector and Fog Lamps

► **LED Cargo Area Lights**



► **Cargo Rack Kits**



► **B- and D-Pillar Grab Handles**




► **DOT-Approved Roadside Safety Kit**



EXTERIOR COLORS



INTERIOR FABRICS



WHEELS



RAM PROMASTER®
BUYER'S GUIDE

	Van	Windowed	Chassis Cab	Crew
CPIS PACKAGE	21A	21A	21A	21A
ENGINES AND TRANSMISSIONS				
3.0L ECODIESEL I-4 ENGINE WITH 6-SPEED DUAL ACTIVE DRIVE TRANSMISSION (not available on 119-inch wheelbase Cargo Van)	23A	23A		
3.6L V6 ENGINE WITH 6-SPEED AUTOMATIC TRANSMISSION (standard on all models)	21A	21A	21A	21A
MECHANICAL FEATURES				
ADDITIONAL KEY FOBS - 2	0	0	0	0
ALTERNATOR - 180-amp	*	*		
- 220-amp (included with the 3.0L EcoDiesel I-4 engine on Cargo Van and Windowed Van models)	0/P	0/P	*	*
AUXILIARY FUEL TAP	*	*	*	*
BATTERY - 95-amp	*	*	*	*
- 100-amp (included with the 3.0L EcoDiesel I-4 engine)	P	P		
- Auxiliary Power Connector	0	0	0	0
CRUISE CONTROL	0	0	0	0
ELECTRIC PARKING BRAKE (included with 3.0L EcoDiesel I-4 engine)	P	P		
ELECTRONIC STABILITY CONTROL (ESC)*	*	*	*	*
ELECTRONIC VEHICLE TRACKING SYSTEM	0	0	0	0
ENGINE BLOCK HEATER (3.0L EcoDiesel I-4 includes transmission heater)	0	0	0	0
FUEL TANK - 24-gallon	*	*	*	*
FULL-SIZE SPARE TIRE	*	*	*	*
POWER STEERING	*	*	*	*
SPEED LIMITER - Dealer-activated, 60-mph, 65-mph, 70-mph and 77-mph	*	*	*	*
SUSPENSION - Heavy-duty rear stabilizer bar (3500 models only)	P	P	*	*
- Light-duty (119-inch WB 1500 models only)	*	*		
- Medium-duty (136-inch WB 1500 models only)	*	*		
- Heavy-duty (2500/3500 models only)	0	0	*	*
- Premium heavy-duty (3500 models only)	0	0	*	*
- Towing	*	*		
TEMPORARY SPARE TIRE MOUNT			0	0
EXTERIOR FEATURES				
CADillac WALL - With window			*	*
CHROME GRILLE (included with Premium Appearance Group)	P	P	P	P
DAYTIME RUNNING LIGHTS	0	0	0	0
DOORS, REAR - 260-degree-opening	*	*		
DOORS, SIDE - Left-side with fixed glass (not available on 119-inch WB)	0	0		
- Left-side with no glass (not available on 119-inch WB)	0	0		
- Right-side with fixed glass	0	*		
- Right-side with no glass	*	*		

* = Standard 0 = Optional P = Available within Package

RAM PROMASTER® BUYER'S GUIDE

EXTERIOR FEATURES (CONTINUED)

	Van	Windowed	Chassis Cab	Cutaway
EXTENDED MIRRORS – Tallmap			*	*
FRONT FOG LAMPS (included with Premium Appearance Group)	P	P	P	P
FRONT LICENSE PLATE BRACKET	0	0	0	0
CUSTOM VINYL GRAPHICS – Graphics Package A (check with dealer for availability)	0			
– Graphics Package (check with dealer for availability)	0			
HALOGEN HEADLAMPS	*	*	*	*
MIRRORS – 96-inch extended exterior (includes power heated mirrors on Cargo/Windowed Vans)	P	P	*	*
– Manual-adjustable/manual-folding	*	*	*	*
– Power-adjustable/power-folding, heated	0	0		
– Power-adjustable, heated	0	0	0	0
ROOF CLEARANCE LAMPS – Delete front clearance lamps				0
– Front	*	*	*	*
– Rear	*	*		
SPLASH GUARDS – Set	0	0		
STEP – Rear bumper extension (not available with Trailer Tow Group; check with dealer for availability)	0	0		
– Sliding door, left side (requires left side door; check with dealer for availability)	0	0		
– Sliding door, right side (check with dealer for availability)	0	0		
WHEELS – 16-inch aluminum	0	0	0	0
– Delete center cap	0	0	0	0
– 16-inch Silver painted steel with center cap	*	*	*	*
– 16-inch Silver painted steel with full wheel cover	0	0	0	0
WINTER FRONT GRILLE COVER (requires 3.0L EcoDiesel I-4)	0	0		
WINDOW DEFROSTER – Rear (requires rear doors with glass on Cargo Vans)	0	*		

INTERIOR FEATURES

12-VOLT AUXILIARY POWER OUTLET – Front	*	*	*	*
– Rear	0	0		
AIR CONDITIONING – Delete air conditioning; heater only	0	0	0	0
– Manually controlled, with heat	*	*	*	*
– Rear Heater Air Conditioning Prep Package (not available with air conditioning delete)	0	0	0	0
ASSIST HANDLE – Rear doors	0	0		
AUXILIARY UPPITTER SWITCHES – 2	0	0	0	0
CARGO AREA LIGHTING – LED (by Mopar®)	0	0		
CARGO COMPARTMENT FLOOR MAT (by Mopar)	0			
CARGO LAMP – Rear	*	*		
CARGO PARTITION – None (standard)	*	*		
– With sliding window	0			
– Without window	0			
CARGO TIE-DOWNS – Floor	*	*		
– Side-wall	*	*		
FRONT FLOOR MATS – Carpet (by Mopar)	0	0	0	0
– Slush (by Mopar)	0	0	0	0
FRONT WALK-THRU MAT – Carpet (not available with passenger double seat) (by Mopar)	0	0		
– Slush (not available with passenger double seat) (by Mopar)	0	0		
HIGH HEADLINER (not available on Standard Roof models; restrictions apply) (by Mopar)	0	0		
INSTRUMENT PANEL WITH BRIGHT BEZELS	0	0	0	0
LOCKING GLOVE BOX (included with Interior Convenience Group)	P	P	P	P
SHELF ABOVE ROOF TRIM (included with Interior Convenience Group)	P	P	P	P
POWER DOOR LOCKS – Speed-sensitive	*	*	*	*
REAR DOOR STORAGE NET (included with Interior Convenience Group)	P			
SEATING SURFACES – Cloth	*	*	*	*
– Vinyl (not available with swivel seats)	0	0	0	0

RAM PROMASTER® BUYER'S GUIDE

INTERIOR FEATURES (CONTINUED)

SEATS – 4-way manually adjustable driver- and front-passenger bucket	*	*	*	*
– Driver's 6-way adjustable with lumbar adjuster (not available with driver's suspension seat or passenger swivel seat)	0	0	0	0
– Driver/passenger 6-way adjustable with lumbar adjuster (not available with passenger double seat, driver swivel seat or driver's suspension seat)	0	0	0	0
– Driver's suspension (not available with driver's swivel seat, heated driver seat or 6-way adjustable seat)	0	0	0	0
– Driver's swivel (requires cloth seating surfaces; not available with passenger double seat, cargo partition or heated seat)	0	0	0	0
– Heated driver (requires 6-way adjustable driver's seat)	0	0	0	0
– Heated passenger (requires 6-way adjustable driver/passenger seats)	0	0	0	0
– Passenger double	0	0		
– Passenger seat delete	0	0	0	0
– Passenger swivel (requires cloth seating surfaces and driver swivel seat; not available with cargo partition or heated seat)	0	0	0	0
SPRAY-ON FLOOR LINER (by Mopar®)	0	0		
STEERING COLUMN – Telescoping	*	*	*	*
STEERING WHEEL – Leather-wrapped	0	0	0	0
TIRE PRESSURE MONITORING LIGHT	*	*	*	*
UPFIT INTERFACE CONNECTORS (included with Rear-Speaker Wiring Prep)	*	*	*	*
WALL PANELS – Upper-side (includes lower-side)	0			
– Lower-side	0			
WINDOWS – Power with 1-touch down feature	*	*	*	*
– Window guards, rear (not available on 119-, 136-inch Standard Roof Cargo Vans or 2500 Windowed Van)	0	0		
WINDSHIELD DOCUMENT CLIP (included with Interior Convenience Group)	P	P	P	P
WOOD FLOOR – Rear	0	0		

MULTIMEDIA

AM/FM/MP3 (includes Media Input Hub)	*	*	*	*
WEB WIFI HOTSPOT (by Mopar)	0	0	0	0
NAVIGATION (requires Uconnect® 5.0)	0	0	0	0
RADIO WIRING PREP (includes 4 speakers and Media Input Hub)	0	0	0	0
REAR-SPEAKER WIRING PREP (includes upfit interface connectors)	*	*	*	*
SIRIUSXM® SATELLITE RADIO® (available with Uconnect 3.0 and Uconnect 5.0)	0	0	0	0
UCONNECT 3.0 AM/FM WITH INTEGRATED VOICE COMMAND® WITH BLUETOOTH® (includes Media Hub with USB and auxiliary inputs and steering wheel-mounted audio controls)	0	0	0	0
UCONNECT 5.0 AM/FMCD WITH INTEGRATED VOICE COMMAND® WITH BLUETOOTH (includes Media Hub with USB and auxiliary inputs and steering wheel-mounted audio controls)	0	0	0	0

SAFETY AND SECURITY

AIR BAGS® – Advanced driver and front-passenger	*	*	*	*
– Supplemental front-seat side	*	*	*	*
– Supplemental side-curtain front	*	*	*	*
DOT-APPROVED ROADSIDE SAFETY KIT	0	0	0	0
PARKSENSE® REAR PARK ASSIST¹	0	0		
PARKVIEW® REAR BACK-UP CAMERA² (requires Uconnect 5.0)	0	0		
REAR BACK-UP CAMERA³ WITH RV MIRROR/MONITOR (not available with ParkView Rear Back-Up Camera³ or Rear Back-Up Camera³ Kit)	0	0		
REAR BACK-UP CAMERA³ KIT (requires Uconnect 5.0 on Cutaway and Chassis Cab; not available with ParkView Rear Back-Up Camera³)	*	*	0	0
REMOTE KEYLESS ENTRY	*	*	*	*
REMOTE START (not available with 3.0L EcoDiesel I-4; restrictions apply) (by Mopar)	0	0	0	0
SECURITY ALARM	0	0	0	0

PACKAGES

INTERIOR CARGO RACK PACKAGE (by Mopar)	0			
INTERIOR CONVENIENCE GROUP – Includes locking glove box, shelf above roof trim, underseat storage tray, rear door storage net (Cargo Van only) and windshield document clip	0	0	0	0
PREMIUM APPEARANCE GROUP – Includes chrome grille and fog lamps	0	0	0	0
TRAILER TOW GROUP – Includes Class IV hitch receiver with 4- and 7-pin wiring harness (by Mopar)	0	0		

* = Standard 0 = Optional P = Available with Package



LEARN MORE
RAMTRUCKS.COM



BUILD & PRICE



FIND A DEALER



Proven secure at cargo



A LEADER: 3.0L ECODIESEL I-4

TORQUE-FRIENDLY, AND TOUGH AS NAILS. As part of an engine family developed for higher weight classes (Class IV use is typical), the 3.0L EcoDiesel in-line four cylinder in front-wheel-drive Ram ProMaster® delivers reams of towing and takeoff capability, with convenient 18,500-mile oil change intervals. Offering a standout performance, the EcoDiesel I-4 is mated to the class-exclusive* 6-speed clutchless manual transmission with Dual Active Drive technology, combining the best between an automatic and a manual.

174 HORSEPOWER 295 LB-FT OF TORQUE

5YR/100,000MI*
DIESEL POWERTRAIN LIMITED WARRANTY

3.0L ECODIESEL I-4	
HORSEPOWER	174 hp @ 3,600 rpm
TORQUE	295 lb-ft @ 1,400 rpm
CONFIGURATION	In-line four cylinder
DISPLACEMENT	183 cu in / 2998 cc
BORE x STROKE	3.78 x 4.09 in / 95.8 x 104.0 mm
BLOCK MATERIAL	Cast-iron
CYLINDER HEAD MATERIAL	Aluminum alloy
AIR INDUCTION	Variable Geometry Turbocharger
VALVE TRAIN	DOHC
FUEL DELIVERY	Electronically controlled Common Rail MultiJet direct injection
RECOMMENDED FUEL	Diesel (includes B5 capability)
COMPRESSION RATIO	17.5:1
ALTERNATOR	220-amp
OIL CAPACITY	9.5 qt
MAXIMUM RECOMMENDED OIL CHANGE INTERVAL	18,500 mi



A STAR: 3.6L PENTASTAR® V6

A STELLAR PERFORMER IN THE RAM COMMERCIAL ARSENAL. It's got it all: impressive takeoff and acceleration. Fuel-sipping performance. An enviable résumé of multiple awards. 10,000-mile oil change intervals. And it's long-proven in the commercial sector. The 3.6L Pentastar V6, with advanced multiport fuel injection, electronic throttle control and available integrated cruise control, comes to work with best-in-class* standard V6 horsepower. The available Trailer Tow Group ensures towing up to 5,100 lb when properly equipped.

280 HORSEPOWER 260 LB-FT OF TORQUE

5YR/60,000MI*
GAS POWERTRAIN LIMITED WARRANTY

3.6L PENTASTAR V6	
HORSEPOWER	280 hp @ 6,400 rpm
TORQUE	260 lb-ft @ 4,175 rpm
CONFIGURATION	60-degree V6
DISPLACEMENT	220 cu in / 3604 cc
BORE x STROKE	3.78 x 3.27 in / 96.0 x 83.0 mm
BLOCK MATERIAL	Aluminum
CYLINDER HEAD MATERIAL	Aluminum alloy
AIR INDUCTION	Naturally aspirated
VALVE TRAIN	Chain-drive DOHC, 24-valve
FUEL DELIVERY	Sequential, multiport injection
RECOMMENDED FUEL	Unleaded regular (87 octane)
COMPRESSION RATIO	10.2:1
ALTERNATOR	180-amp, 220-amp (available)
OIL CAPACITY	6.0 qt
MAXIMUM RECOMMENDED OIL CHANGE INTERVAL	10,000 mi

SPECIFICATIONS

CAPABILITY

	CARGO VAN						WINDOWED VAN	
	1500			2500		3500	2500	3500
	118" WB	136" WB	159" WB	159" WB	159" WB	159" WB, EXTENDED	159" WB	159" WB, EXTENDED
	STANDARD ROOF	STANDARD ROOF	HIGH ROOF	HIGH ROOF	HIGH ROOF	HIGH ROOF	HIGH ROOF	HIGH ROOF
GVWR (lb)	8,550	8,550	8,550	8,900	8,900	9,350	8,900	9,350
GCWR (lb) 3.0L Pentastar® V6 / 3.0L EcoDiesel I-4	11,500 / —	11,500 / 12,500	11,500 / 12,500	11,500 / 12,500	11,500 / 12,500	11,500 / 12,500	11,500 / 12,500	11,500 / 12,500
BASE CURB WEIGHT (lb) 3.0L Pentastar V6	4,560	4,657	4,776	4,773	4,883	4,922	5,009	5,061
BASE CURB WEIGHT (lb) 3.0L EcoDiesel I-4	—	4,927	5,084	5,064	5,205	5,294	5,326	5,289
MAXIMUM PAYLOAD (lb) 3.0L Pentastar V6	3,990	3,893	3,770	4,130	4,020	4,430	4,340	4,290
MAXIMUM PAYLOAD (lb) 3.0L EcoDiesel I-4	—	3,620	3,470	3,840	3,700	4,120	4,020	3,610
FRONT GAWR (lb)	4,629	4,629	4,629	4,629	4,629	4,629	4,629	4,629
REAR GAWR (lb)	5,004	5,291	5,291	5,291	5,291	5,291	5,291	5,291
CURB-TO-CURB TURNING (ft)	36.3	40.7	40.7	40.7	46.8	46.8	46.8	46.8
MAXIMUM TOWING (lb) SAE J2807 Compliant	5,100	5,100	5,100	5,100	5,100	5,100	5,100	5,100

DIMENSIONS

BODY HEIGHT (in)	88.7	88.7	99.4	99.4	99.4	99.4	99.4	99.4
OVERALL BODY LENGTH (in)	195.4	213.1	213.1	213.1	236.0	236.0	250.5	250.5
VEHICLE WIDTH WITHOUT MIRRORS (in)	80.7	80.7	80.7	80.7	80.7	80.7	80.7	80.7
VEHICLE WIDTH WITH MIRRORS EXTENDED (in)	105.9	105.9	105.9	105.9	105.9	105.9	105.9	105.9
CARGO BODY OVERALL LENGTH (in)	105.1	122.8	122.8	122.8	145.9	145.9	160.2	160.2
SIDE DOOR OPENING WIDTH (in)	42.3	49.2	49.2	49.2	49.2	49.2	49.2	49.2
SIDE DOOR OPENING HEIGHT (in)	58.5	58.5	69.0	69.0	69.0	69.0	69.0	69.0
REAR DOORS OPENING WIDTH (in)	61.5	61.5	61.5	61.5	61.5	61.5	61.5	61.5
REAR DOORS OPENING HEIGHT (in)	59.8	59.8	70.5	70.5	70.5	70.5	70.5	70.5
MAXIMUM CARGO VOLUME (cu ft)	259.2	303.7	352.9	352.9	420.2	420.2	462.8	462.8



SPECIFICATIONS




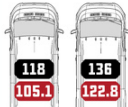












CAPABILITY

	CHASSIS CAB			CUTAWAY		
	3500			3500		
	136" WB	159" WB	159" WB, EXTENDED	136" WB	159" WB	159" WB, EXTENDED
	81.1" CA	104.1" CA	104.1" CA	81.1" CA	104.1" CA	104.1" CA
GVWR (lb)	9,350	9,350	9,350	9,350	9,350	9,350
GCWR (lb) 3.0L Pentastar® V6	11,500	11,500	11,500	11,500	11,500	11,500
BASE CURB WEIGHT (lb) 3.0L Pentastar V6	4,218	4,223	4,249	4,157	4,149	4,204
MAXIMUM PAYLOAD (lb) 3.0L Pentastar V6	5,130	5,130	5,100	5,190	5,200	5,150
FRONT GAWR (lb)	4,629	4,629	4,629	4,629	4,629	4,629
REAR GAWR (lb)	5,291	5,291	5,291	5,291	5,291	5,291
CURB-TO-CURB TURNING (ft)	40.7	46.8	46.8	40.7	46.8	46.8
MAXIMUM TOWING (lb)	5,100	5,100	5,100	5,100	5,100	5,100

DIMENSIONS

BODY HEIGHT (in)	84.8	84.8	84.8	84.8	84.8	84.8
OVERALL BODY LENGTH (in)	207.0	230.0	244.4	207.0	230.0	244.4
VEHICLE WIDTH WITHOUT MIRRORS (in)	80.7	80.7	80.7	80.7	80.7	80.7
VEHICLE WIDTH WITH MIRRORS EXTENDED (in)	105.9	105.9	105.9	105.9	105.9	105.9
CAB TO REAR AXLE (in)	81.1	104.1	104.1	81.1	104.1	104.1
OVERHANG REAR AXLE TO END OF FRAME (in)	33.9	33.9	48.2	33.9	33.9	48.2

*Max payload based on body model, GVWR class. When properly equipped. **When properly equipped. †Measured from center cab back to center of rear axle. ‡Measured from center of axle to rear frame. Specifications subject to change. See your dealer for the most up-to-date information. WB = wheelbase. CA = cab-to-axle.

RAM PROMASTER® CONFIGURATIONS					
	1500	2500	3500		
 CARGO VAN STANDARD ROOF	 118 105.1 195.4 136 122.8 213.1		<div>000 WHEELBASE LENGTH IN INCHES</div> <div>EXT BODY/CHASSIS EXTENDED 24 INCHES</div> <div>000 LOAD FLOOR LENGTH IN INCHES</div> <div>000 CAB-TO-AXLE LENGTH IN INCHES</div> <div>000 OVERALL BODY LENGTH IN INCHES</div>		
 CARGO VAN AVAILABLE HIGH ROOF	 136 122.8 213.1	 136 122.8 213.1	 159 145.9 236.0	 159 EXT 160.2 250.5	
 WINDOWED VAN HIGH ROOF ONLY		 159 145.9 236.0		 159 EXT 160.2 250.5	
 CHASSIS CAB/ CUTAWAY STANDARD ROOF ONLY			 136 81.1 207.0	 159 104.1 230.0	 159 EXT 104.1 244.4



THE DEALER NETWORK FOR YOUR BUSINESS.

Your **BusinessLink** dealer is committed to providing you, the small business owner, with the vehicle support you need for your business, from servicing all makes and models of your existing vehicles, to selling you the right vehicles needed to perform the work that you do. Your **BusinessLink** dealer provides next-day-up available service because we know downtime is costing you money. Your **BusinessLink** membership in the **BusinessLink** program is complimentary. Membership helps us identify you as a small business owner so we can provide you with both the service you deserve and update you with offers to help reduce the costs of doing business. See your **BusinessLink** dealer to register today.

Membership in the **BusinessLink** program is complimentary. Membership helps us identify you as a small business owner so we can provide you with both the service you deserve and update you with offers to help reduce the costs of doing business. See your **BusinessLink** dealer to register today.

ON THE JOB INCENTIVES FOR SMALL BUSINESSES.

Running a business presents plenty of challenges. Like cutting costs, not corners. Like saving time and money and eliminating hassles. The **ON THE JOB**® commercial incentive program provides assistance in customizing and servicing your business vehicles.

Our most popular **ON THE JOB**® incentives are:

- **COMMERCIAL EQUIPMENT/UPGRADES:** \$500/\$1,000 Allowance for Upfits.
- **COMMERCIAL GRAPHICS ALLOWANCE:** \$500/\$500/\$300 Commercial Graphics Allowances.
- **BOSCH® TOOL OFFER:** Select one of the current Bosch Power Tool Packages.
- **TWO-YEAR LUBE/OIL/FILTER:** For all Chrysler, Jeep, Dodge and Ram vehicles (includes gas and diesel engines).
- **WAPOR® SERVICE CONTRACTS:** \$500/\$1,000 and Oil Change options available.

See your dealer for specific program rules and details or call us toll-free at 877-ONTHEJOB (877-668-4356).

A commercial line of credit from Chrysler Capital is ideal for qualified business customers looking for a flexible, easy way to manage growing vehicle needs. Chrysler Capital streamlines the process—and, with prequalification, you're ready to buy a vehicle when you need it. Ask your **BusinessLink** dealer for details.

CHRYSLER
CAPITAL



1 Based on latest available competitive information. Class is based on Large Commercial Van segment (Class 2). 2 Transferable. See your dealer for complete details and a copy of the 5-Year/100,000-Mile Diesel Powertrain Limited Warranty. 3 Always lock before proceeding; electronic door not a substitute for conventional locking; always be aware of your surroundings. 4 No parties; no matter how sophisticated, can repeat the laws of physics or overcome physics during action. Performance is limited by available traction, which time, ice and other conditions can affect. When the LLC warning light flashes, the driver should use less throttle and avoid speed and driving patterns to prevent wheel lock. Always drive carefully, consistent with conditions. Always wear your seat belt. 5 SiriusXM subscriptions for audio and data services are sold by SiriusXM in following your first subscription. If you decide to continue listening after your trial, the subscription plan you choose will automatically renew thereafter and you will be charged according to your chosen payment method at then-current rates. Fees and taxes apply. To cancel, you must call SiriusXM at 1-800-692-2542. See the SiriusXM Customer Agreement for complete terms and more information at siriusxm.com. All fees and programming subject to change. Your equipment and features for SiriusXM services will vary depending upon the vehicle you select and may be limited in select markets. 6 Requires a mobile phone equipped with the Bluetooth® Hands-Free Profile. Not Compatible/Incompatible for system and device compatibility. 7 WiFi subscription required. This feature is not intended for use by the driver while the vehicle is in motion. Always drive carefully. 8 The Advanced Front Air Bags in this vehicle are certified to the new U.S. Federal regulations for advanced air bags. Children 12 years old and younger should always use buckled up in a rear seat and infants in rear-facing child restraint should never ride in the front seat of a vehicle with a passenger front air bag. All occupants should always wear their lap and seat belts properly. 9 Transferable. See your dealer for complete details and a copy of the 5-Year/100,000-Mile Gas Powertrain Limited Warranty. 10 ON THE JOB is a retail incentive program and your dealer for official rules. Know about eligibility by calling 877-ONTHEJOB or by logging on to businesslink.com. The purchase or lease must be a qualified commercial customer for more than 30 days prior to the sale of the vehicle purchase or lease. ON THE JOB Customer Acknowledgment Form must be signed by the customer provided by the dealer.

©2016 FCA US LLC. All Rights Reserved. Chrysler, Dodge, Jeep, Ram, Mopar, Ram ProMaster, the Ram's Head logo, Automobile Program, the BusinessLink design, ParkSense, ParkView, ParkSense and Uconnect are registered trademarks, and the On The Job design is a trademark of FCA US LLC. Chrysler Capital is a registered trademark of FCA US LLC and licensed to Santander Consumer USA Inc.

Sirius is a registered trademark of Sirius International Corp. ApplePlay is a registered trademark of Apple Inc. Beats is a registered trademark of Beats Electronics, LLC. Beats Solo is a registered trademark of Beats Electronics, LLC. The Tether logo is a service mark of Tether, Inc. The YouTube logo is a registered trademark of Google Inc. Instagram and logo are registered trademarks of Instagram, Inc. DM is a trademark of DM Company. Bluetooth is a registered trademark of Bluetooth SIG, Inc. Sirius, XM and all related marks and logos are trademarks of SiriusXM Radio Inc. Grizzly is a trademark of Grizzly Goods LLC.

About this catalog: since the time of printing, some of the information you'll find in this catalog may have been updated. Ask your dealer for details. Some of the equipment shown or described throughout this catalog may be available at extra cost. Specifications, descriptions, illustrative materials and all competitive comparisons contained herein are as accurate as known at the time this publication was approved for printing. FCA US LLC reserves the right to discontinue models at any time or change specifications without notice or without incurring obligation. Options may be required in combination with other options. For the price of the model with the equipment you desire, or verification of specifications contained herein, see your Ram dealer.



Join our community on Facebook, submit your photos on Instagram, follow us on Twitter and check us out on YouTube.



Join fellow Ram enthusiasts and let your story by posting comments, participating in discussions and sharing your photos on RAM.

74-383-2722-10/16 (33M)_Libro in U.S.A.

Ram is a registered trademark of FCA US LLC.



65.4-INCH CARGO AREA HEIGHT*
Standard
Cargo Van

75.6-INCH MAXIMUM CARGO WIDTH*

55.8-INCH CARGO WIDTH
between wheel wells*

3.6L PENTASTAR® V6
280 HP with 260 LB-FT of torque
Standard V6 configuration

36.3-FT TURNING DIAMETER*
When properly equipped

RAM FRONT-WHEEL-DRIVE SYSTEM
Exceeds in adverse weather conditions

UNSURPASSED GAS ENGINE OIL CHANGE INTERVALS*
10,000 MILES
3.6L Pentastar V6

DIESEL ENGINE OIL CHANGE INTERVALS
18,500 MILES
3.0L EcoDiesel I-4

21-INCH LOAD FLOOR HEIGHT*
Cargo Van

ECODIESEL 3.0L ECODIESEL I-4
174 HP with 295 LB-FT of torque
Available

ELECTRONIC STABILITY CONTROL*
Standard

5-INCH UCONNECT™ TOUCHSCREEN
Available

RAMTRUCKS.COM/PROMASTER

RESEARCH

BUILD & PRICE

COMPARE MODELS

SIGN-UP FOR UPDATES

LOCATE

FIND A DEALER

SCHEDULE A TEST DRIVE

COST

VIEW INCENTIVES & OFFERS

